

Name \_\_\_\_\_

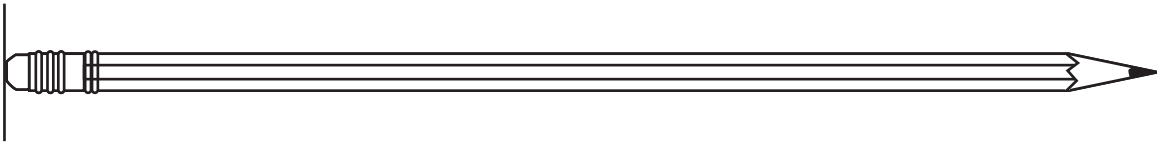
## Measure with Inch Models

Go Online

Interactive Examples

Use color tiles. Measure the length of the object in inches.

1.



about \_\_\_\_\_ inches

---


2.



about \_\_\_\_\_ inches

---


3.



about \_\_\_\_\_ inches

### Problem Solving

4. Look around your classroom.  
Find an object that is about 4 inches long.  
Draw and label the object.

5.  Describe how you would  
find an object that is about 8 inches long.
-

## Lesson Check

6. Jessie used tiles to measure the rope.  
Each tile measures 1 inch. About how many inches long is the rope?



about \_\_\_\_\_ inches


## Spiral Review

7. Orlando has these coins. What is the total value of his coins?



\_\_\_\_\_

8. Look at the clock hands. What time does this clock show?



\_\_\_\_\_ : \_\_\_\_\_

9. Hai has 84 marbles in a bag. His friend Mario has 71 marbles in his bag. How many marbles do they have altogether?

$$\begin{array}{r} 84 \\ + 71 \\ \hline \end{array}$$

Name \_\_\_\_\_

## Make and Use a Ruler

Go Online

Interactive Examples

Measure the length with your ruler.  
Count the inches.

1.



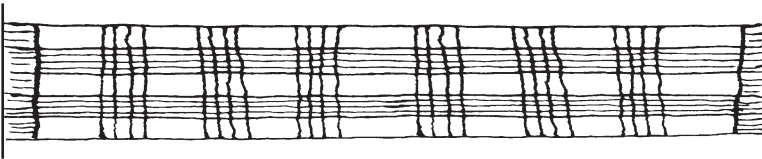
about \_\_\_\_\_ inches

2.



about \_\_\_\_\_ inches

3.




about \_\_\_\_\_ inches

## Problem Solving

4. Use your ruler. Measure the width of this page in inches.

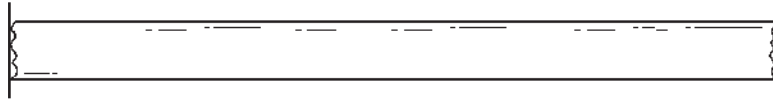
about \_\_\_\_\_ inches

5.  **Math** Would you rather use color tiles or your ruler to measure the length of an object? Explain your choice.

\_\_\_\_\_

## Lesson Check

6. Use your ruler. What is the length of this ribbon?




about \_\_\_\_ inches

## Spiral Review

7. What time is shown on this clock?

\_\_\_\_ : \_\_\_\_



8. What is the total value of these coins?



\_\_\_\_ cents

9. The first group collected 238 cans. The second group collected 345 cans. How many cans did the two groups collect?

\_\_\_\_\_

10. There are 2 children in each row. How many children are in 5 rows?

\_\_\_\_\_ children